


CHORUS. Y E S !

GEWISS





Y OUNG ————— 4

E LEGANT ————— 12


S MART ————— 26

! HOME SOLUTIONS — 34

DOMOTICS ————— 40

POWER ————— 54


SAY YES!



SEVEN SHAPES FOR MAKING YOUR HOME

YOUNG ELEGANT SMART

Chorus



With GEWISS Chorus international domotic system plates, your home can reflect your character, your personality and your style. Are you looking for essential, informal lines for a YOUNG home? ONE and GEO are the solution for you. Do you wish to have an especially ELEGANT home? Choose the refinement and the uniqueness of LUX and ART. Do you want to give a SMART touch to your walls and make your home naturally high-tech? For you, GEWISS has designed FLAT, ICE and ICE Touch.


Seven different shapes with a single goal: responding to all tastes and requirements. Especially yours.





SAY **YES!** BE YOUNG



GEO



ONE



ONE

With an informal look but a classic shape, ONE is the line of CHORUS domestic range dedicated to all those who wish to furnish their home in the name of simplicity. ONE understated, discreet design can enhance any space, providing harmony and aesthetic consistency across different rooms. Available in sixteen different colours, ONE can be declined in all those hues to give free rein to your imagination. Available in 1-, 2-, 3-, 4- and 6- gang versions, and in white and titanium, and also in 4+4- and 6+6-gang versions.



16 colours



3 button key finishes



technopolymer



from 1 to 12 modules



3 command types



wireless

GEO

The GEO plate, with its essential and regular lines, seamlessly integrates into any space with simplicity and style. Its materials and colours contribute to creating long-lasting harmony. Manufactured in technopolymer, GEO is resistant to impacts and wear and tear resulting from daily use. In sixteen different colours, its simple, light shapes and reduced thickness enabling it protrude only minimally from walls make GEO a young, informal fitting that channels a minimalist style in any type of environment. Available in 1-, 2-, 3-, 4- and 6-gang versions.



16 colours



3 button key finishes



technopolymer



from 1 to 6 modules



3 command types

ONE

TECHNOPOLYMER



milk white



toner black



ivory



caribbean blue



sapphire pink




hemp



amethyst purple



topaz blue



opal orange

GEO


TECHNOPOLYMER



milk white



toner black



ivory




caribbean blue



sapphire pink



hemp



amethyst purple



topaz blue



opal orange

ONE

PAINTED TECHNOPOLYMER



titanium



slate



satin black



ruby




sea blue

METALLISED TECHNOPOLYMER



chrome



gold

GEO

PAINTED TECHNOPOLYMER



titanium



slate



satin black



ruby

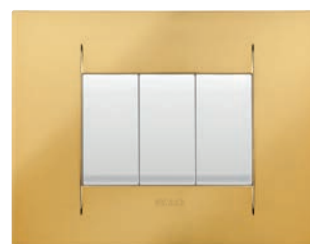


sea blue

METALLISED TECHNOPOLYMER




chrome




gold





SAY **YES!** BE **ELEGANT**



LUX



ART



ART

Futuristic in design and innovative in materials, ART is a line of extremely original and creative plates, with an oval shape, which furnish and embellish all spaces on their own. The oval shape, chromed frame and outsized dimensions make the ART plate the absolute star in any type of environment. ART is available in technopolymer and technostone or in exclusive natural material versions: wood, leather and glass. A natural beauty that can lend its warmth to any room in your home. ART plates are available in 2-, 3-, and 4-gang versions.



18 colours



3 button key finishes



5 different materials



from 2 to 4 modules



3 command types

LUX

LUX plates, with their cutting-edge and refined lines, combine the high-tech spirit of modernity with the sophisticated and elegant taste of tradition. Standard technopolymer plates are supplemented by versions in wood, leather, glass, metal, monochrome metal and stainless steel. LUX metal plates are available in various colours and refined hues to decorate contemporary interiors. With LUX monochrome metal plates (black, titanium and white), colour uniformity becomes the distinctive trait of each CHORUS lighting device. Available in 2-, 3-, 4- and 6-gang versions.



25 colours



3 button key finishes



7 different materials



from 2 to 6 modules



3 command types



wireless

ART

TECHNOPOLYMER



milk white



toner black




titanium



slate



chrome



gold

LUX

TECHNOPOLYMER



milk white



toner black




titanium



slate




chrome



gold

ART


WOOD



maple



wenge



cherry

LUX

WOOD



maple



wenge



cherry

ART

LEATHER



white



black



ruby

LUX

LEATHER



white



black




ruby

ART


GLASS



ice



aquamarine



ochre

LUX

GLASS



ice



aquamarine



ochre

ART

TECHNOSTONE



lava




sand



moon

LUX

METAL



brushed stainless steel/aluminium



oxidised finish



gunbarrel grey



chic blue



glamour red



pearly bronze

MONOCHROME METAL



white




black



titanium



SAY **YES!** BE SMART



GEWISS

GEWISS



FLAT



ICE



ICE TOUCH



FLAT

Bigger in size, FLAT is a range of plates suited to large environments. FLAT's larger than usual scale transforms everyday spaces into wonderful backdrops. Larger and thinner, FLAT was developed to enhance cutting-edge modern architecture. The geometric rationality of its rectangular shape is enhanced by the lightness and refinement of the surface that frames the command push-buttons. FLAT becomes part of the furnishings of modern homes, villas, penthouses, lofts and open spaces. The 20 different colour versions and the various materials available - from wood to glass and metal - guarantee continuity between push-buttons and interior design in any environment.



ICE

ICE glass plates meet the most sophisticated technological and design requirements and are at the cutting edge of lighting devices. Available in three different colours (white, black and titanium), ICE can accommodate all modular devices of the Chorus range. Commands, systems for power withdrawal, protection and signalling, comfort, climate control and technical alarms: ICE can meet the requirements of any environment. Available in 3- or 4-gang modular versions, the ICE line plates combine the luxurious purity of glass with the discreet elegance of conventional commands.



ICE TOUCH

With ICE Touch glass plates, luxury meets technology. Thanks to the combination of refined glass finishes with innovative Touch command devices, your home responds to your every gesture with a simple touch of your finger. The purity of white, the rationality of titanium and the elegance of black are complemented by refined luminous symbols that identify the button keys selected, enhancing the plate in its most essential form. The innovative Touch command devices transform the lighting device into a multi-sensory experience. With ICE Touch, it is not only touch that rules: sight, too, is involved and pleasingly stimulated by the multi-colour backlighting, whilst hearing is stimulated by the presence of acoustic feedback.



FLAT

GLASS



sky blue



ocean blue



soft green



dark green



fossil amber



opal orange



trendy red



classic burgundy



flash white




strong black

ICE

GLASS



white



black




titanium

ICE TOUCH

GLASS



white



black



titanium

FLAT

WOOD



wenge



cherry



bamboo



walnut




mahogany

FLAT

METAL



painting titanium



brushed stainless steel



gunbarrel grey



black aluminium



oxidised finish



SAY **YES!** BE ACTIVE



GEWISS

GEWISS





MANAGEMENT SYSTEMS


Whatever your desire, Chorus has a solution to grant your wish. Scenarios change with a simple touch: lights are dimmed, roller shutters are lowered, the temperature is increased, the television is switched on. With a single gesture, you can create the ideal situation for any given moment, secure every square centimetre of your home and control remotely while you are away.



COMMAND PUSH-BUTTONS

To meet any design and functional requirement, commands are available in various version and colours. Conventional, electronic or touch commands: a complete range with a combining high technology and aesthetics to complement the electrical system with the style of interior design. A shiny, light and versatile white that repels dust; a modern and elegant satin black; a refined and exclusive painted titanium. Three colours that reflect the taste and the personality of each of us and enable colour combinations that are in tune with any interior.

All commands are available in the three colours

 Conventional push-button




Button with localisation

Electronic push-button



Electronic push-button with customisable icons

 Touch push-button



ICE Touch plate



MODULARITY

The possibility of combining button keys with 1/2 - 1-, 2- and 3-modules enable us to rationalise the number of buttons and optimise space depending on requirements. 2- and 3-module devices ensure more comfortable operation and a more rapid localisation of the push-button, whilst the 1/2 module - exclusive to Chorus - supports optimal use of a small surface.





POWER TAKE-OFF

Wide range of power take-off socket-outlets compliant with national and international standards. Available also for dedicated lines, with quick-wiring and front-tightening terminals.



Interlocked switched socket-outlet with residual miniature circuit breaker



SIGNAL TAKE-OFF

Wide range of devices for take-off of any type of signal: TV and SAT, telephone and data, USB and HDMI, audio.



HDMI adapter, RCA socket-outlet and USB connector



WIRELESS

The wireless communication devices let you extend the functions of the conventional electrical system, but without any need for masonry work.

The wireless push-button panels can be installed anywhere, also using double-sided tape. They make the home more versatile, leaving you free to create new furnishings and alter the layout of the furniture whenever you want.

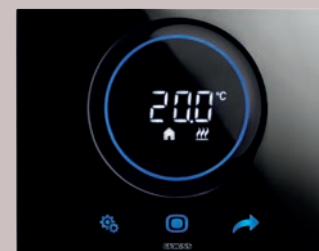


Wireless push-button panel



CLIMATE CONTROL

Temperature regulation devices support the intelligent temperature control in your home: at any time of the day or night, you can set climate control systems to just the right temperature, without any unnecessary waste of energy.



ICE thermostat



TECHNICAL ALARMS

Devices that promptly detect gas leaks, flooding, fire outbreaks, signalling them even when nobody is at home. In the event of a fault, gas and water leak detectors show the domotic home's ability of managing unexpected events and guarantee increasingly higher safety standards.



Gas detector



SAFETY/SECURITY

Devices that enable users to control the burglar alarm and video surveillance from a single point. GEWISS solutions facilitate controlling and managing access to your home, implementing all preventive measures that increase the safety of those who live or stay in the home.



Indoor camera



SAY **YES!** BE SIMPLE





DOMOTIC SUPERVISION

MASTER ICE is the thinking heart of modern homes and the hub of all system devices that support managing your domestic space. The MASTER ICE touchscreen panel makes it possible to control all home functions from a single point: lighting devices, roller shutters, air conditioning system, irrigation system, alarm devices, video entryphone and video control. What makes MASTER ICE a system navigator that is suitable for everybody is its extreme user-friendliness. The touch of a single finger can activate several devices at the same time, to visualise the exterior of the house or set the temperature for any room in it.

The house can also be remotely controlled with the same ease of utilisation. In fact, the system navigator enables the user to remotely interact with the home, via the internet, using a personal computer, a tablet PC or a smartphone, via WebApps or dedicated Apps. Therefore, apart from receiving notifications about your device, you can also impart commands and receive images streamed from the video cameras. All this with a simple click.



usability/accessibility

Supervision
Command
Scenes



comfort

Light management
Climate management
External shielding management



safety/security

Technical alarms
Burglar alarm
Video control



energy savings

Load control
Consumption visualisation
Energy management



object

Management with smartphone
and tablet
E-mail notifications
Video entryphone

SAY **YES!** BE SIMPLE



MASTER ICE



APP/SOFTWARE



SEVERAL SYSTEMS TO MANAGE YOUR HOME
CHOOSE THE ONE THAT SUITS YOU BEST



HAPPY HOME



NAXOS



ICE/ICE TOUCH

GEWISS domotics offers the right solution for any type of dwelling: cutting-edge systems for the management and control of a home or a building, also remotely. Lights, roller shutters, climate control, video surveillance cameras, irrigation and all devices that can communicate with the domotic system can be comfortably managed via touchscreen panels, PCs, tablets and smartphones.

Scenari



+ Crea un nuovo scenario **SEGURM ATTIVO**

Segurim formato di sistema	ingresso 2 azioni	test 1 azione	
accendi tutto 7 azioni	pranzo 5 azioni	test 2 1 azione	
festa 7 azioni	relax 6 azioni	tv 5 azioni	

Ambienti Sistema **Scenari** Sicurezza Videocontrollo

GEWISS



MASTER ICE +  +  Windows 8

MASTER ICE is the thinking heart of modern homes and the hub of all system devices that support managing your domestic space: the touch of a single finger can activate several devices at the same time, to visualise the exterior of the house or set the temperature for any one of its rooms. The new system navigator features a multi-touch display and an interface integrated in the Microsoft® Windows 8 operating environment.



SOFTWARE +  +  Windows 8

With Easydom NextHome Server it is possible to manage your home's domotic system directly from your PC. Thanks to a user-friendly interface, you can visualise the system's operating status quickly and easily, controlling the various devices. With a few clicks you can have full control over the house and create the ideal condition for each time of the day. Every time you want.






TABLET

HAPPY HOME is the new app designed for people who want to control their home while out and about. Simply touch the screen of your tablet to switch on/off lights, set the desired temperature, activate the desired scenario, or simply check that everything is in the right place. With HAPPY HOME, it does not matter where you are: your house will follow you wherever you go.



SMARTPHONE

HAPPY HOME is also available for smartphones: wherever you are, you just need to have an internet connection to receive images of your home directly on the screen of your smartphone. Or to set the best temperature to welcome you after a long day at work. Your home is your castle: with HAPPY HOME, your smartphone gives you greater control.





NAXOS

Naxos is the new family for domotic supervision and video entryphones where quality, elegance and technology come together at their best. Naxos' innovative design, in fact, was developed to lend a refined, discreet style to any environment, enhancing the architecture of contemporary dwellings and interior design aesthetic choices.



ICE/ICE TOUCH

ICE is the new family of GEWISS plates that combines luxury with technology. Manufactured in glass and available in three different colours (white, black and titanium), the plates of the ICE family meet the most sophisticated technology and design requirements and are at the cutting-edge of lighting devices. The new Chorus ICE devices offer a completely new sensory experience: a perfect alchemy that combines the purity of glass, the sensitivity of touch controls and the elegance of luminous symbols.

COMFORT

Thanks to the domotic solutions of the Chorus system, the home follows every single command of its residents. By touching a key, each space is reinterpreted to create the ideal condition for that particular point in time: the lights are dimmed, the temperature is increased, the television is switched on. And, whilst you are enjoying a film on TV, the domotic system silently guards your home.



Light management with
Lux plate



Climate management with Master Ice



Load management

SAFETY/SECURITY

The domotic system constantly monitors system efficiency and enables you to check your home even when you are out, ensuring maximum protection for property and people.



Gas detector in Lux plate



Indoor camera




Video control in Master Ice

ENERGY SAVINGS

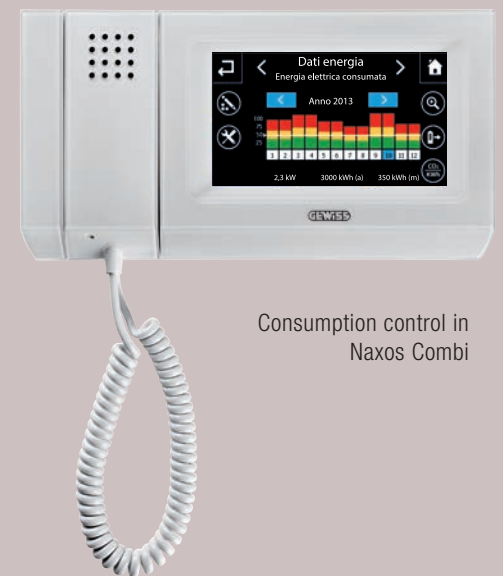
Domotic functions support better energy management, reducing consumption and alleviating the inconvenience caused by black-outs. As a matter of fact, the possibility of automatically controlling temperature and the switching on/off of lighting devices contributes to a reduction in energy consumption and a more conscious use of energy.



Dimmer and three-way switch
in Lux plate



Consumption control in
Master Ice



Consumption control in
Naxos Combi

OBJECT

The veritable heart of the Chorus system is the Master ICE system navigator: a touchscreen panel that enables the user to manage all the home's functions from a single point. Master ICE supports interaction with your home also remotely, via the internet, using a personal computer, a tablet or a smart phone, with a WebApp or dedicated Apps.



Antas outdoor station



Video entryphone control in
Master Ice



Video entryphone control in
Naxos Combi



SAY **YES!** BE **POWER**





DOMO CENTER

The DOMO CENTER system columns defines a new standard for the centralisation and rationalisation of the electrical system. Innovative solutions to facilitate the integration of both advanced and traditional services in one single product.

DOMO CENTER is a real electrical board for currents up to 125 A, capable of housing modular and non-modular devices whilst offering added value from a design viewpoint, with the seamless integration in the most diverse interiors.

In fact, thanks to its modular capacity - up to 320 DIN modules - DOMO CENTER can house most of the devices needed for modern installations, whether in the residential or the commercial sector.

System columns are available in two different heights (2,700 and 2,400 mm) in VERSIONS WITHOUT A DOOR (with enclosure and finish panels) and VERSIONS WITH A DOOR (with under-door panels, door, and finish panels).



aesthetic

Modern design
Elegance
Minimal protrusion



customisation

2 reference versions
8 finishes
4,000 configurations



integration

Roomy
Simple
Accessible



SAFETY

ENCLOSURE

The 40 CDi flush-mounting decorative enclosures are suitable for installing traditional and domotic systems. The modern, linear and refined design of the new enclosures, combines perfectly with the forms and colours of the CHORUS domestic range, offering optimal design integration in every residential and commercial environment.

Available in four colours for refined design solutions, the range of enclosures from 4 to 36 modules supports the creation of general or distribution boards for traditional or domotic system. The roomy interior facilitates the installation and wiring of domotic and protection devices, as well as facilitating cabling under the DIN rail.

The bottom of the box is equipped with slotted bases for fixing the DIN rail, enabling the regulation of the front cover and perfect alignment with the wall plane. Finally, the door opening with an angle of over 180° eliminates mechanical stress and guarantees access to devices.



HOME ENCLOSURE

The enclosure is the heart of the electrical system: it houses protection and distribution devices for the entire home. The 40 CDi range is characterised by high modularity (up to 36 modules), precise design and wide customisation possibility that enables it to meet any domestic, residential, industrial and commercial requirements.



RESTART AUTOTEST

RESTART AUTOTEST is an electrical device that can be installed in any domestic enclosure, which, when a fuse blows due to a change in voltage or a storm, automatically restores electricity in just 10 seconds, after checking that this poses no dangers to the user. On the other hand, if the fuse was triggered by a permanent fault, ReStart Autotest is locked, signalling the fault with a warning light. Moreover, ReStart Autotest is the only device that can guarantee differential relay protection characteristics over time, by automatically carrying out a full tripping test for the differential relay without switching off system voltage.



P-COMFORT

P-Comfort is the device that can be installed in the domestic enclosure for the intelligent management of the electrical system power. If more household appliances are switched on at the same time, P-COMFORT warns with an acoustic and visual signal that energy consumption limits are being exceeded. This enables the user to intervene by deactivating one of the household appliances, so that energy consumption can go back to allowed usage threshold. If the overload continues however, P-COMFORT does not cut off the power supply to the entire home but only to non-priority appliances (as chosen by the user himself/herself), autonomously reactivating them after a pre-set time interval.

CHORUS. Y E S !



gewiss.com



GEWISS